

姓名:

日期:

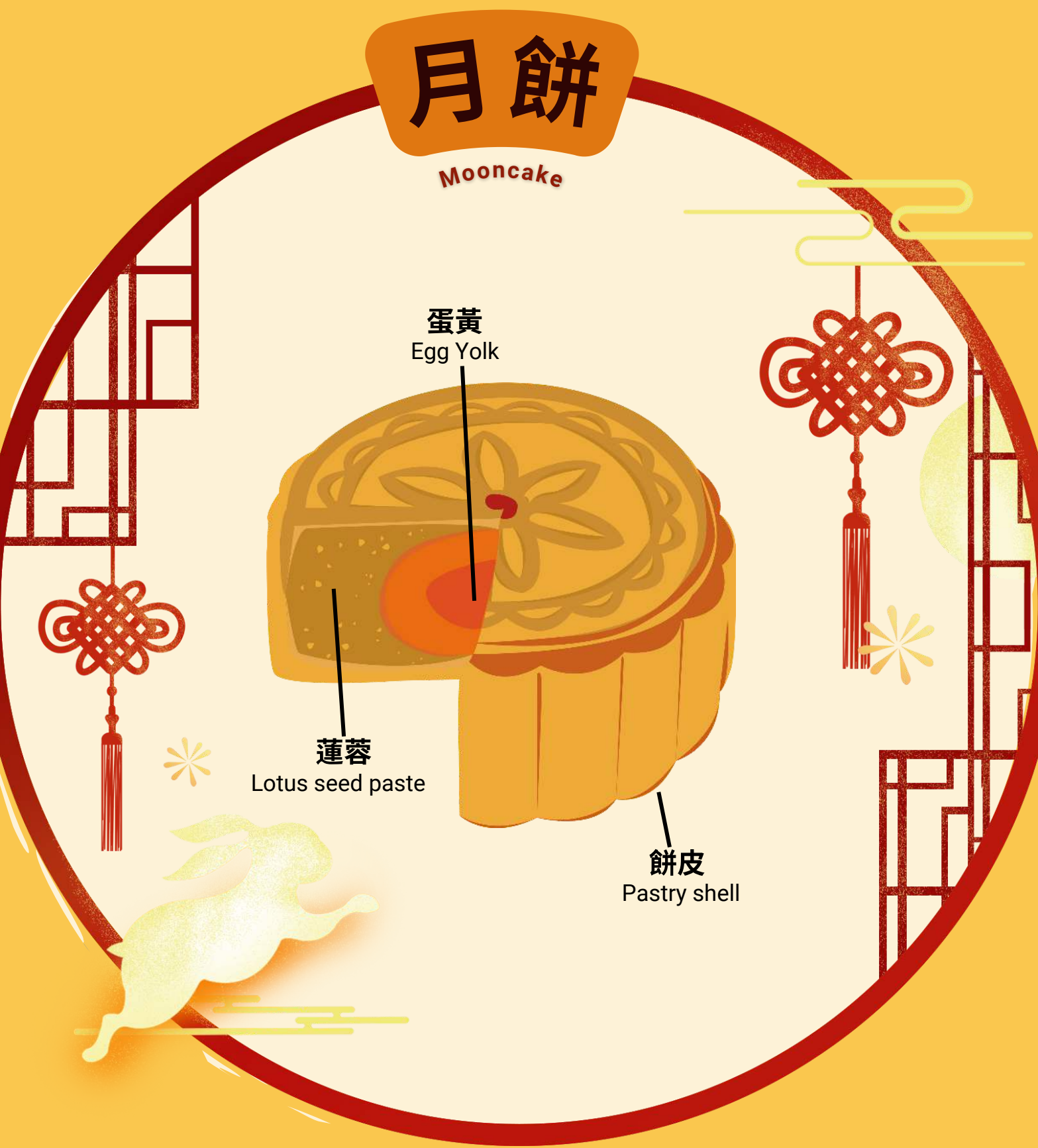
月餅

Mooncake

蛋黃
Egg Yolk

蓮蓉
Lotus seed paste

餅皮
Pastry shell



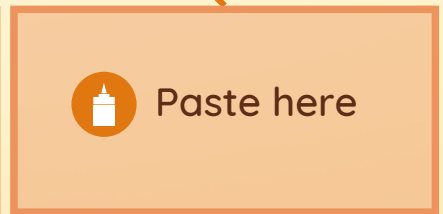

姓名: _____

日期: _____

中秋節

剪貼活動

Cut out the parts at the bottom and paste them in the above boxes.



姓名:


日期:

燈籠

填色活動

Use the key below to color by number.

一 = 紅色 二 = 橙色 三 = 黃色






姓名:

日期:

中秋節

較剪活動

Cut  . Start from  .



姓名:

日期:

中秋節

侵入者

Find the object that should not be in the picture, then circle it.



姓名:

日期:

中秋節

侵入者

Find the object that should not be in the picture, then circle it.



姓名:

日期:

中秋節 放大鏡

Connect the image on the top with the corresponding one in the magnifying glass.



月餅




燈籠



茶壺

一



二




三








姓名:

日期:

中秋節 視覺大發現



Count the objects and write the numbers in the correct boxes.

				
<input type="text"/>	<input type="text"/>	<input type="text"/>	<input type="text"/>	<input type="text"/>

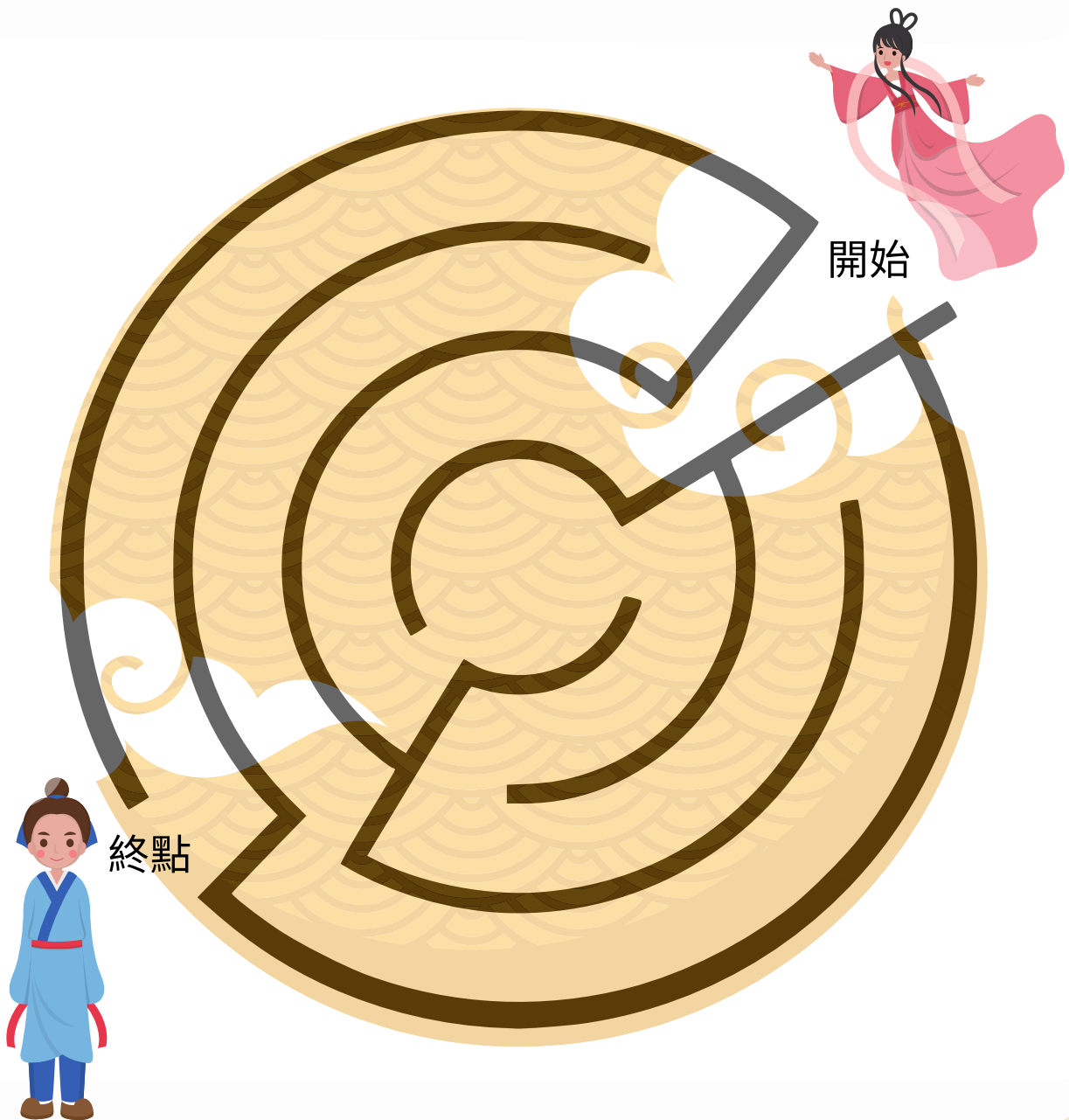
姓名:

日期:

中秋節

迷宮 - 初級

幫嫦娥找到后羿.



姓名:

日期:



中秋節




迷宮 - 中級

幫嫦娥找到后羿.



開始




終點



姓名:

日期:

中秋節



姓名:

日期:

中秋節



姓名:

日期:

中秋節

